

Protecting You Against Armed Attacks and Terrorism

Osaka City's Civil Protection Plan



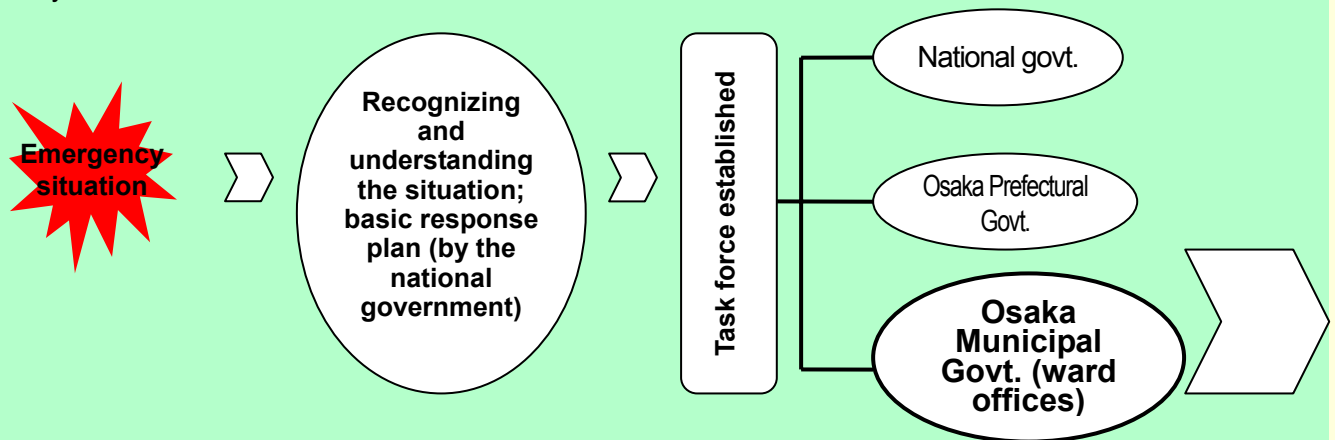
 **Osaka Municipal Government**

Introduction —The Civil Protection Plan—

Armed attacks and terrorism should not be allowed in any case. Though in reality, there may occur. This is why the Civil Protection Law was enforced in September 2004, to protect the lives and property of citizens in emergencies. Based on the Civil Protection Law, the Osaka municipal government, for the same purpose, has formulated this Civil Protection Plan to protect the lives properties of its citizens.

Q: What actions will the municipal government take in the case of armed attacks or terrorism?

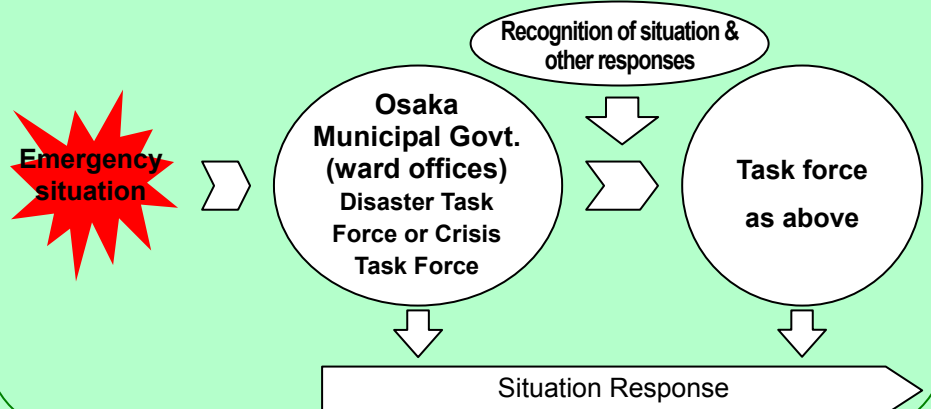
A: A task force will be created for quick and precise implementation, in cooperation with organizations concerned, of such protective measures as evacuating residents, providing relief for evacuees, and responding to disasters caused by armed attacks.



Q: Who will be protected?

A: The municipal government will protect not only residents of Osaka City, but also those in the city for work, study or travel, as well as all evacuees from outside the city, regardless of their nationality.

* Even in the case of a sudden emergency of unknown cause, the municipal government will take prompt action by utilizing such schemes as the local plan for disaster prevention.



Features of the Plan

- ☆ Based on laws and regulations, the Plan sets a basic framework for implementing protective and other such measures.
- ☆ While considering Osaka City as a metropolis, the Plan emphasizes the prompt establishment of the initial response system and smooth methods of response of disaster sites.
- ☆ The Plan seeks to improve response capabilities of local communities by combining three strengths: self-help, mutual assistance, and public assistance

Basic Principles Points to consider in the implementing of protective and other such measures

1. Respect for basic human rights

2. Prompt relief of civic rights and benefits

3. Providing information to citizens

4. Sharing information with, and ensuring cooperation between related organizations

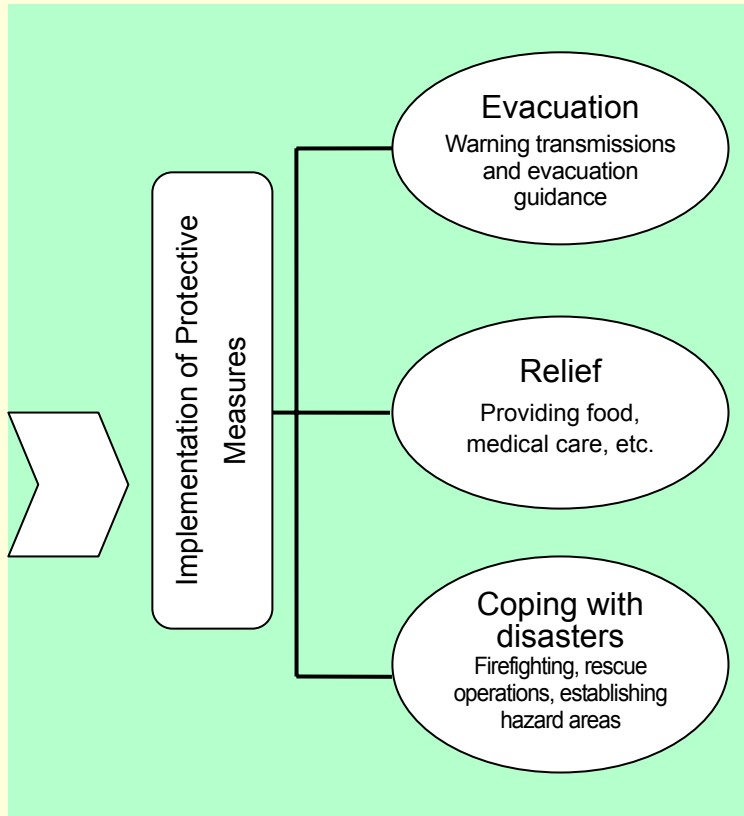
5. Cooperation of Citizens

6. Respect for the autonomy of designated/local public institutions along with other special consideration required

7. Care for the elderly, disabled, non-Japanese, etc. and appropriate implementation of the International Humanitarian Law

8. Insuring the safety of those engaged in the undertaking of protective measures

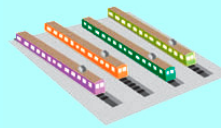
9. Utilizing the accumulated know-how of approaches based on local disaster protection plans



Q: What types of situations are covered by the Plan?

Emergency Response Situations

- Bombing of large-scale facilities frequented by large numbers of people, such as railroad terminals, trains, etc.
- Bombing of petrochemical complexes, combustible gas storage facilities, etc.



- Explosion of bombs containing radioactive substances, dispersal of large amounts of biological agents (e.g., anthrax) or chemical agents (e.g., sarin)
- Suicide terrorist attacks using aircrafts



Armed Attack Situations

- Attacks by guerrillas or special operation forces
- Ballistic missiles



- Land Invasion

- Air Assaults



Situations for Particular Attention

The municipal government will pay special attention to the risk of attacks by guerrillas or special operation forces, in addition to emergency response situations, in light of the fact that: 1) large-scale overseas terrorist attacks are occurring more frequently in large cities; and 2) Osaka is an important metropolitan area that attracts people, goods and information.

Plan Outline

Section 1: Overview

- General rules
- Basic principles
- Outline of duties and operations of organizations concerned
- Geographical/Social features of Osaka City
- Situations covered by the plan
- Handling of emergency response situations

Section 2: Responding to Armed Attack Situations

- Establishment of implementation systems
- Evacuation of residents
- Relief for evacuees and other citizens
- Response to disasters caused by Armed Attacks
- Stabilizing civil life.

Section 3: Being Prepared

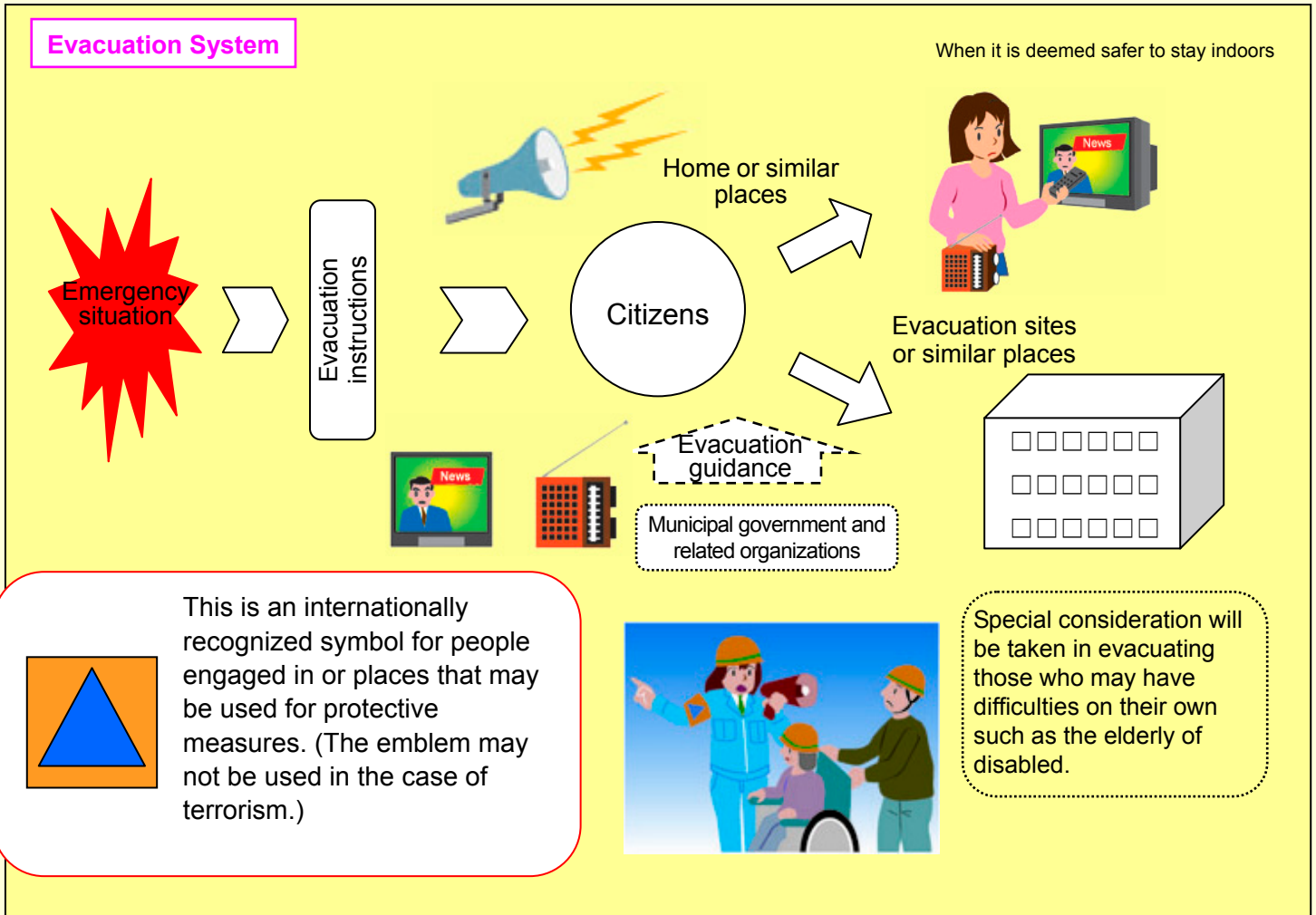
- Organizational and structural preparedness
- Evacuation, relief and disaster control
- Administrating and Issuing Red Cross signs and other special certification

Section 4: Reconstruction and Other Activities

- Quick rebuilding of facilities
- Recovery from disasters caused by Armed Attacks
- Payment and reimbursement of costs
- Procedures for the compensation of citizens for their private property

—In the Case of Evacuation—

In areas where evacuation is necessary, appropriate evacuation instructions for your safety will be issued as the situation demands, for example: requesting you to remain indoors, evacuate to a nearby shelter, etc. Upon receiving instructions to evacuate, remain calm and do not panic.



In the case of an unexpected explosion nearby:

- Get as low as possible and cover you head.
- When the explosion has stopped, quickly move as far away from where the explosion was centered.



Taking Shelter when Outdoors:

- Evacuate to a well-built building or underground area in close proximity.



In the Case of Fire:

- Get as low as possible, and immediately evacuate from the building.
- Cover your mouth and nose with a handkerchief so not to breathe in any smoke or fumes.



Relief

Relief Operations

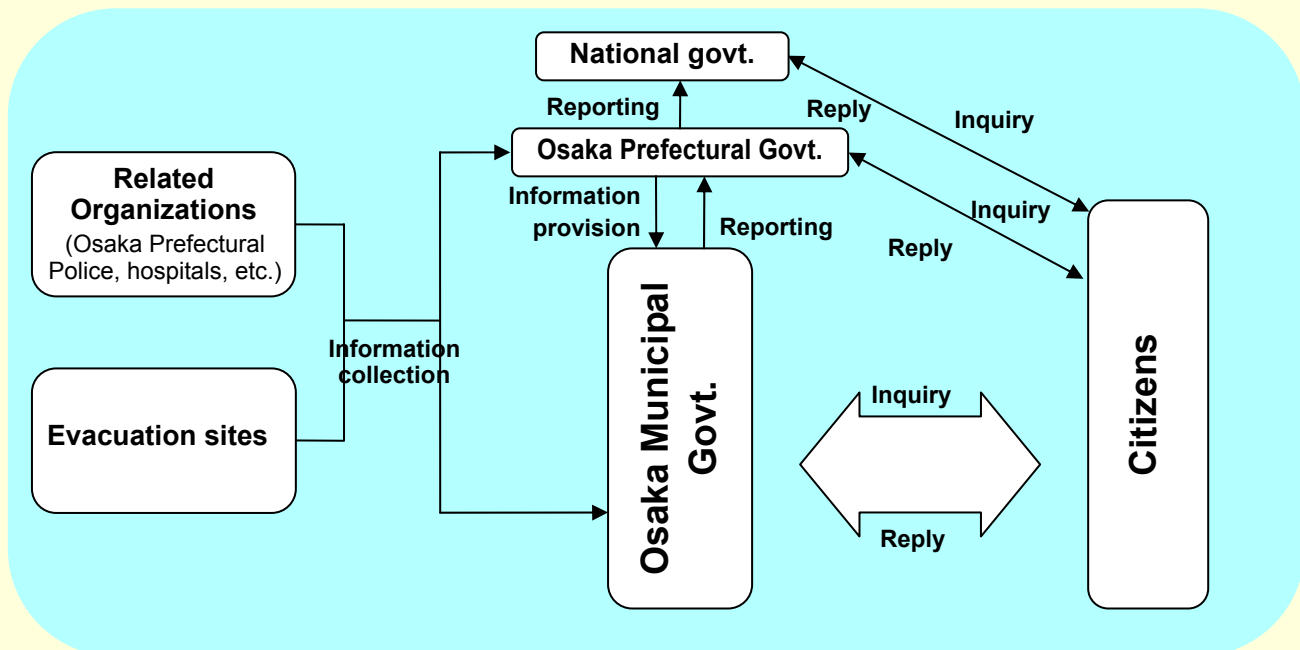
In the case of an emergency situation leading to evacuees and injured, the municipal government will provide relief in cooperation with related organizations, establish evacuation sites and provide relief supplies such as food, drinking water, daily necessities and medical supplies to evacuees and the injured.



The municipal government, at each evacuation site, with the cooperation of citizens, will pay special attention to the elderly, disabled, infants, pregnant women and foreigners when needed.

Collection and Provision of Safety Information

The municipal government will collect information on the whereabouts and well-being of missing persons and those separated from their families. A contact office will be established to provide the collected information in response to inquiries.



In the collection and provision of information on safety, privacy will be respected and personal information protected with due caution and consideration.

Coping with Disasters

To minimize the damage caused by armed attack or terrorism, the municipal government will cooperate with other related organizations to cope with disasters caused by such attacks.

Firefighting, Rescue, First-Aid



Establishing Hazard Areas



Hazard areas will be established so people will not enter dangerous places.

Securing power plants and facilities handling hazardous substances



Containing contamination caused by chemicals and other substances



Coping with NBC attacks*

In the case of contamination caused by an NBC attack, on-site initial response and urgent measures will be taken in line with the national government's basic policy.

*** NBC Attacks**

Attacks using Nuclear, Biological or Chemical weapons.

Collecting and Releasing Disaster Related Information

To ensure your safety, the municipal government will do its utmost to collect, and release at an appropriate time, accurate information on disasters and related information.

We may ask for your cooperation in the following areas

Assisting in evacuations and providing aid

Assisting in firefighting, transporting the injured and rescue efforts

Assisting in measures to ensure health and sanitation

Participation in evacuation drills

- Cooperation will be voluntary and not compulsory.
- When requesting your cooperation, the municipal government will give due consideration to ensure your safety.



**Office of Emergency Management
Osaka Municipal Government**

Osaka City Hall, 5th Floor

3-20 Nakanoshima 1-chome, Kita-ku, Osaka 530-8201

TEL: 06-6208-9802 FAX: 06-6202-3776

Website: [http:// www.city.osaka.jp/kikikanrishitsu/english/](http://www.city.osaka.jp/kikikanrishitsu/english/)

(The Citizen Protection Plan of Osaka City can be viewed at the address above)