




Items in this category


Used cans

- Used metal cans for beverages, food, daily necessities, cosmetics, etc., the same size or smaller than a 18-liter can (However, place spray cans or gas canisters in a separate bag.)



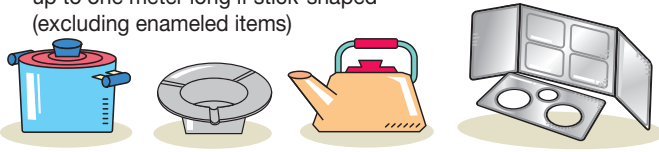
Used bottles

- Used glass bottles for beverages, food, daily necessities, cosmetics, etc., the same size or smaller than a 1.8-liter bottle



Metal goods for daily use

- Metal goods for daily use, including pots, ashtrays, aluminum foil, etc. that are up to 30 cm in diameter or along the longest side, or up to one meter long if stick-shaped (excluding enameled items)




PET bottles

- PET bottles for soy sauce, beverages, alcohol, etc.



that have the symbol shown on the left on the label, etc.



* Supermarkets or other stores also collect PET bottles.

What you should do before having spray cans or gas canisters collected [excluding paint spray cans, such as lacquer cans]

- ① Be sure to empty spray cans or gas canisters.
- ② Put them into a transparent or semi-transparent bag without boring holes into the cans or canisters.
- ③ Do not mix spray cans or gas canisters with other recyclable waste (other types of used cans, used glass bottles, PET bottles, etc.) in a waste bag. Place spray cans or gas canisters in a separate bag.



Items NOT included in this category

- Sharp-edged items, such as knives, scissors and eyeleters
- Wire-like items, including steel and copper wire (because they are dangerous for those involved in collection or sorting)
 - ➔ Wrap such items in thick paper, then put them in a see-through waste bag and attach a label saying, "Kiken (Danger)"
- Ceramic items (because they are dangerous for those involved in collection and cannot be recycled)
 - ➔ Wrap such items in thick paper, then put them in a see-through waste bag and attach a label saying, "Kiken (Danger)"
- Enameled goods for daily use (because they cannot be recycled)
- Heavy metal items, such as iron dumbbells (because they are dangerous for those involved in collection or sorting)
 - ➔ Put them in a see-through waste bag and attach a label saying, "Omoi (Heavy)"
- Paint spray cans (because they cannot be recycled)
 - ➔ Use all the contents and place them in a waste bag without boring any holes.

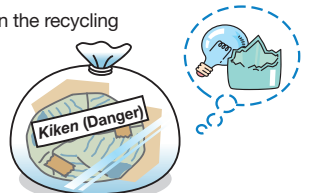


Put such items into the same bag as household waste, and have them collected as household waste.

- Cans and bottles containing harmful chemicals or paint (because such items can cause problems in the recycling process)
 - ➔ Consult stores that handle such products or the manufacturers.




- Glass items, including glass cups, plate glass, light bulbs and fluorescent lamps (because such items can cause problems in the recycling process)
 - ➔ Wrap such items in thick paper, put them in a see-through waste bag, attach a label saying, "Kiken (Danger)," and have them collected as household waste.



* Fluorescent lamps are accepted as waste at Environment Management Centers, etc. (See page 7.)

Notes on what you should do before having items in this category collected

- Empty used cans, used glass bottles, and used PET bottles, and rinse them with water.
- Empty spray cans and gas canisters, and put them into a separate bag, without boring holes in them. Place all other recyclable waste items together in a bag, separately from them.
- Be sure to remove the caps of used glass or PET bottles. Have plastic caps collected as plastic containers and packaging, and metal caps as recyclable waste.
- Remove the labels of PET bottles, and have the labels collected as plastic containers and packaging.
- Crush used cans or used PET bottles if possible before having them collected.



* Recyclable waste bags containing items in other categories will be left with warning stickers attached.