



Disposal Method and Etiquette for Plastic Resources

✓ Dispose of items after using the content completely.

Use all the content in the container, pouch, etc., and make sure nothing remains inside when you dispose of the item.



✓ Dispose of items after washing them.

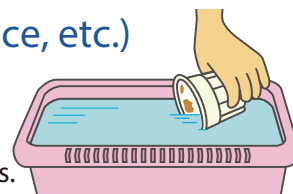
Rinse stubborn food residue, etc., in leftover dishwater.

However, **if an item cannot be completely cleaned**, please dispose of it as **ordinary trash**. (These items would interfere with recycling.)

✓ Paper labels and stickers (displaying the best-by date, price, etc.)

Please remove any paper labels or stickers that can easily be removed, no matter how small.

If these cannot be removed, leave them on to dispose of items as plastic resources.



✓ Place items directly in a trash bag in which the content can be seen.

Double bagging, such as with a plastic shopping bag, will interfere with recycling, so please place plastic resources directly in an outer bag.



***If plastic resources are mixed with ineligible items or excessively dirty items, they will be left where they are with a notification sticker attached.**

... To residents in apartments and condominiums where collection is handled by a licensed contractor ...

It is also necessary to separate trash properly in accordance with Osaka City trash collection in apartments and condominiums where collection is handled by a licensed contractor. Please dispose of trash properly after separating it into recyclable waste, plastic resources, and used paper/clothing.

Note that collection days and disposal methods may differ from Osaka City, so please check with the owner or manager of your apartment or condominium for more information.

■ Inquiries regarding trash

Hours: Monday through Saturday, from 8:00 a.m. to 4:30 p.m. (includes holidays except New Year)

Area of residence	Environment Management Center in charge	Address	Telephone	Fax
Kita-ku/Miyakojima-ku/Yodogawa-ku/ Higashiyodogawa-ku	Tohoku Environment Management Center	1-2-20 Kamishinjo, Higashiyodogawa-ku	06-6323-3511	06-6370-3951
Asahi-ku/Tsurumi-ku/Joto-ku	Shirokita Environment Management Center	2-11-1 Yakeno, Tsurumi-ku	06-6913-3960	06-6913-3674
Fukushima-ku/Konohana-ku/ Nishiyodogawa-ku	Seihoku Environment Management Center	2-5-66 Owada, Nishiyodogawa-ku	06-6477-1621	06-6477-4602
Tennoji-ku/Higashisumiyoshi-ku	Chubu Environment Management Center	1-6-28 Kumata, Higashisumiyoshi-ku	06-6714-6411	06-6714-7787
Chuo-ku/Naniwa-ku	Chubu Environment Management Center Branch Office	2-1-1 Shiokusa, Naniwa-ku	06-6567-0750	06-6567-0721
Nishi-ku/Minato-ku/Taisho-ku	Seibu Environment Management Center	1-20-29 Kobayashinishi, Taisho-ku	06-6552-0901	06-6552-1130
Higashinari-ku/Ikuno-ku	Tobu Environment Management Center	1-1-4 Tatsuminaka, Ikuno-ku	06-6751-5311	06-6753-3041
Suminoe-ku/Sumiyoshi-ku	Seinan Environment Management Center	1-1-111 Izumi, Suminoe-ku	06-6685-1271	06-6685-1282
Abeno-ku/Nishinari-ku	Nambu Environment Management Center	5-5-26 Minamitsumori, Nishinari-ku	06-6661-5450	06-6653-7849
Hirano-ku	Tonan Environment Management Center	1-3-40 Uriwariminami, Hirano-ku	06-6700-1750	06-6706-2007

■ Inquiries regarding this pamphlet

Household Waste Reduction Section, Environment Bureau of Osaka City Government,
Abeno Lucias 13F, 1-5-1 Abenosuji, Abeno-ku, Osaka City
Tel: 06-6630-3259 Fax: 06-6630-3581

Notice from Osaka City

Special Issue



The city will begin collecting all plastic resources together starting in April 2025.



In order to promote plastic recycling, Osaka City will collect both **plastic containers and packaging** and **plastic products** (**products made of 100% plastic material**), previously collected as ordinary trash, together as **plastic resources**.



Q. When will this start?

A. It will start in **April 2025**.

Q. What day will it be collected, and where should I put it?

A. Please put plastic resources out on the same day of the week and in the same place as plastic containers and packaging.

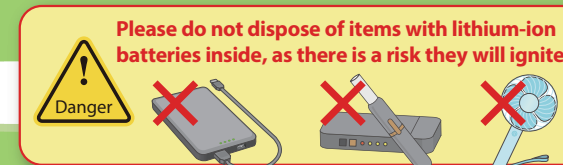
Q. Can I dispose of any kind of plastic product?

A. This applies to items made of 100% plastic material.

(Some items cannot be collected, such as items with materials other than plastic attached, or hard items thicker than 5 mm.)

Q. Should I put plastic products in a separate bag from plastic containers and packaging?

A. Please dispose of them in the same bag.



Please dispose of plastic products (products made of 100% plastic material) with plastic containers and packaging starting in April 2025.



Already being collected Plastic containers and packaging



NEW!

Products made of 100% plastic material

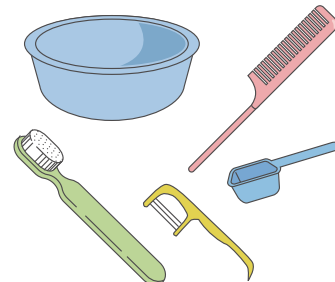
Kitchen items

- Containers
- Measuring cups
- Spoons, forks
- Straws, etc.



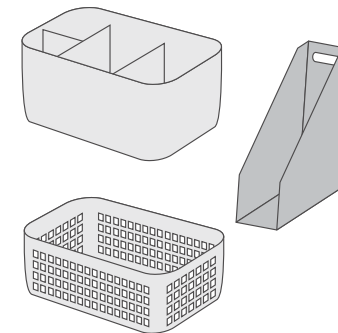
Bath/washstand items

- Wash basins
- Combs
- Measuring spoons
- Toothbrushes, etc.



Storage items

- Organizer cases
- File boxes
- Storage boxes, etc.



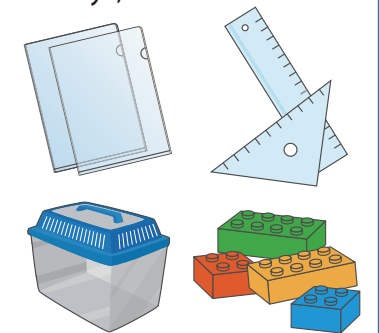
Outdoor items

- Watering cans
- Dustpans
- Flowerpots
- Spades
- Rakes, etc.



Stationery, toy items

- File folders
- Rulers
- Insect cages
- Toys, etc.



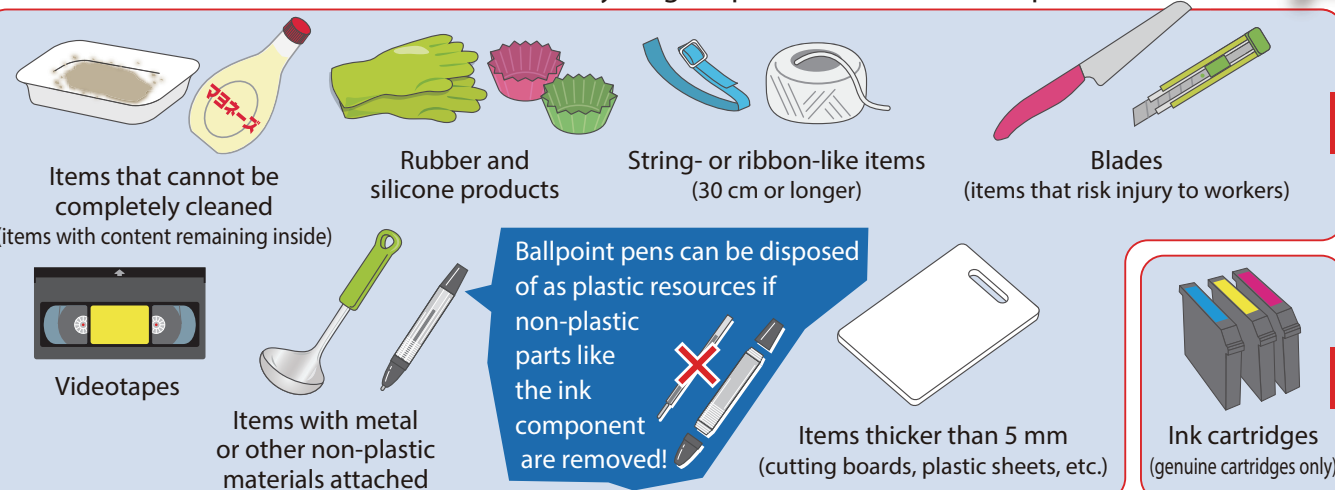
Even items with materials other than plastic attached can be disposed of if the non-plastic parts are removed.

*The illustrations above depict products made of 100% plastic material.

Items That Cannot Be Disposed of as Plastic Resources



- The items below would interfere with recycling, so please make sure to separate them.



Ordinary trash

Facility collection



Oversized trash



PET bottles

Bottles

Caps/labels

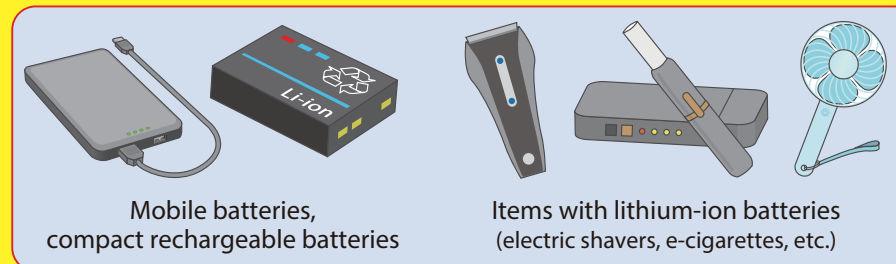
Recyclable waste or collection through the Everyone Is Connected PE Bottle Recycling Project

Plastic resources



Fires are occurring at recycling plants!

Fires are occurring on sanitation vehicles and at waste treatment plants because items such as compact rechargeable batteries, including lithium-ion batteries; electronics (items with lithium-ion batteries inside, mobile batteries, etc.); lighters; and gas canisters are sometimes mixed with household trash. There is a high risk that these items will ignite during the recycling process, so please do not dispose of them as plastic resources.



Facility collection

Collected at an Environment Management Center reception desk or arrange collection at your home

For more information on separating trash
Osaka City website
How to Dispose of Trash

