



Have You Established a Safe Space at Home?

Don't fall prey to overconfidence, even if your home has great seismic resistance.

During earthquakes like the Hyogo-ken Nanbu Earthquake (Great Hanshin-Awaji Earthquake) and the Chuetsu Earthquake, many people died or suffered serious injury when they became trapped underneath furniture.

Work on the assumption that furniture would fall over in the event of a major earthquake and establish a safe space in advance by either securing furniture to keep it from overturning or rearranging it.

Disaster Risk Reduction Manga Safe Space Edition

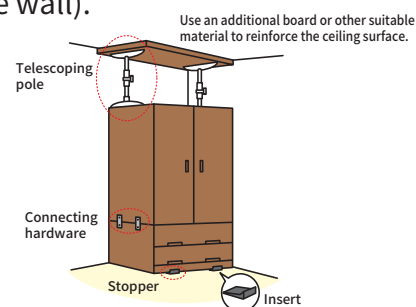


Securing Furniture

Wardrobes

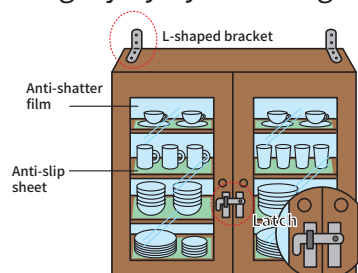
Attach telescoping poles between sturdy surfaces on the ceiling and wardrobe towards the rear (close to the wall).

Secure not only the top part of the wardrobe, but also the bottom, for example with stoppers, and connect upper and lower segments (if separate).



Sideboards

Secure sideboards in place with suitable hardware in the same manner as a wardrobe. In addition, take steps to keep glass and tableware from causing injury by installing latches to prevent doors from opening and applying film to glass to keep it from shattering.



Bookcases

As with a wardrobe, look for a sturdy area on the wall or an area with backing and secure the bookcase with hardware, wire, or other suitable means.

You can also attach string, belts, or other suitable means to sturdy areas on the edges of the bookcase to keep books from flying out.

